CLINICAL OPERATIONS DOSSIER

GENIUS4U

Medical Clinic & Specialty Management

A patient-journey record system for coordinated appointments, specialty encounters, professional sign-off and traceable operational handoff.

One identity. Many visits.
A unique patient file can link appointments, clinical history, attachments and follow-up across general and specialty care.

Clinical accountability stays human.
Qualified clinicians approve clinical records. Measurements and integrations do not create autonomous diagnoses or automatic clinical release.

PUBLISHED SOFTWARE PRICE

USD 6,900

Software-only. Specialty records, privacy boundaries, workflow integrity and device-interface validation are evaluated as one connected clinic operating model.

English / Arabic RTL application options · Multiple companies and branches · Web dashboard and mobile access according to contracted scope

The visit is a connected clinical record

The dossier begins with a patient identity rather than a single appointment slot. Reception, nursing and the qualified clinician contribute within distinct responsibilities as the encounter moves forward.

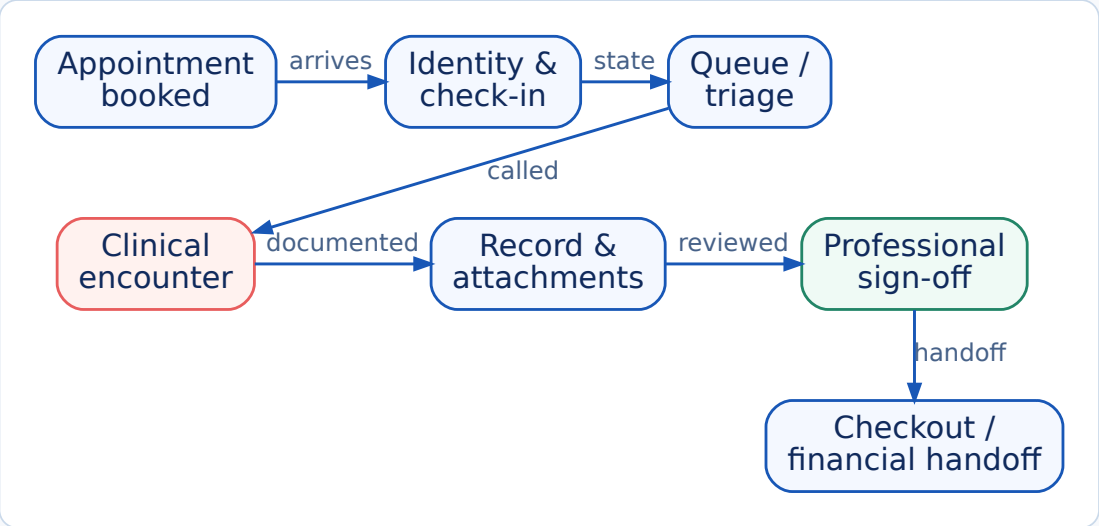

Patient state journey. Each transition records a working state; professional sign-off is distinct from booking, waiting and financial handoff.

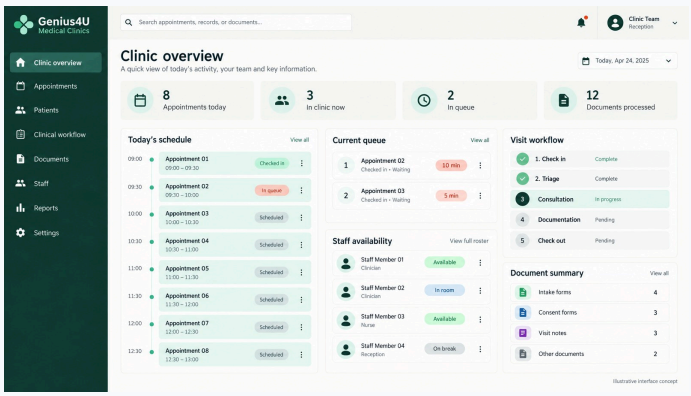

图 1　Program interface design

From check-in to an accountable encounter

A receptionist may create or update identity details, manage appointments and move a visit into a waiting state. Nursing staff can record observations and manage a clinical queue within their assigned access. The clinical encounter keeps history, allergies, diagnosis, treatment plan, prescription and attachments in the patient file.

The workflow does not turn scheduling into a clinical decision. A qualified clinician reviews and signs the professional record. A later financial handoff can transmit authorised charge or status information without exposing the full clinical narrative to reception or accounting.

A patient file can span specialties

Multiple visits and specialties are linked to one patient identity, while each encounter retains its own date, author, attachments and sign-off context.

Eight templates, one patient identity

Specialty templates organise the fields a clinician needs at the encounter. They support documentation; they do not substitute for professional judgment or approve a diagnosis from a device reading.

General medicine
History, medication, allergies, diagnosis, treatment plan and prescription.

Paediatrics
Growth, vaccination and follow-up records linked to the encounter.

Cardiology
ECG, pressure and report attachments with clinician review.

Dermatology
Dated consented images and treatment follow-up comparisons.

Women’s health
Follow-up, examinations and imaging references within authorised access.

Ophthalmology
Vision, measurements and images linked to the clinical record.

Orthopaedics
Injury, rehabilitation and imaging references for the care plan.

ENT
Examination and hearing records with encounter-specific documentation.

Template discipline
Use the relevant template to make a structured record readable at review: encounter date, author, fields, attachment references and professional sign-off stay together.

Common clinical record spine

Identity	Patient file and visit context
Clinical content	History, allergies, assessment, plan, prescription
Evidence	Attachments, approved measurement exports, consented media
Accountability	Author, date, role and qualified clinician sign-off

Access follows responsibility, not convenience

Role-separated administrator, employee, supervisor and accountant accounts can be configured around the clinic’s operating model. Clinical record actions remain assigned to the authorised care role.

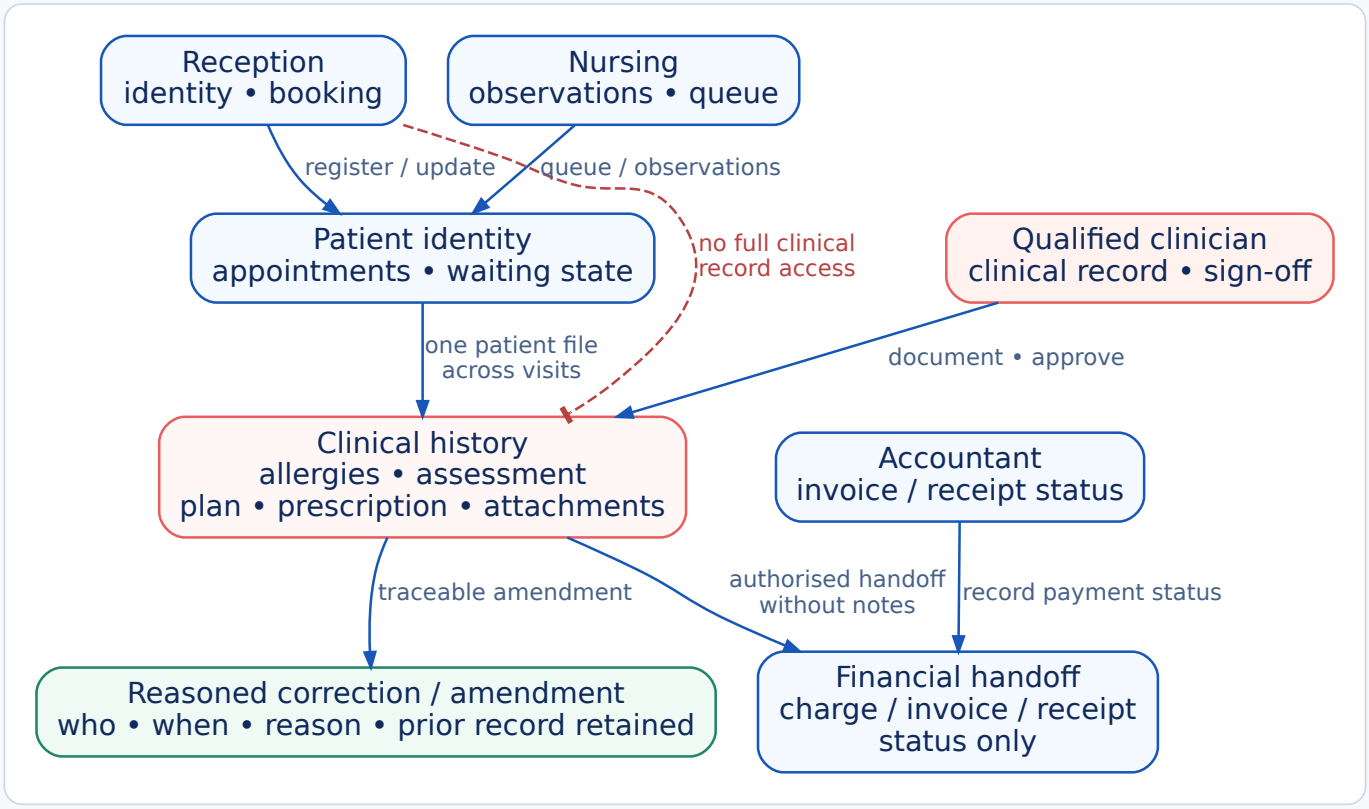

Role and record access map. The dashed boundary is deliberate: reception need not see a full clinical record, and financial staff work from a restricted handoff.

Reception and nursing
Reception manages identity, bookings and waiting. Nursing can contribute observations and queue work according to role.

Qualified clinician
Documents clinical content, reviews attachments and retains responsibility for professional sign-off.

Accounting boundary
Receives authorised charge, invoice, receipt or payment status without a default right to clinical notes.

Record integrity and amendment
Original clinical records are not silently overwritten. A correction or amendment should retain the prior record, state a reason, record who made the change and preserve time and role context.

Images and recordings need a deliberate record rule

Clinical media is meaningful only when it is tied to purpose, consent, authorised access and retention. The record must make those controls visible rather than treating an image as an anonymous file.

Dated clinical image capture

For dermatology, ophthalmology or another agreed specialty workflow, a consented image can be linked to patient identity, encounter date, source, purpose and authorised viewers. A dated comparison can support follow-up review without claiming automatic interpretation.

Optional teleconsultation recording

A teleconsultation or recording integration is not included by default. It requires separately agreed scope and price, a vendor interface, a stated clinical purpose, consent, access control and a defined retention rule.

Comparison without erasure

A later image should remain a later record. The encounter can present a dated sequence or comparison reference while preserving earlier material and its access rule.

Privacy boundary

No blanket surveillance is implied. Camera, video and teleconsultation functions are limited to an authorised, consented clinical purpose and must be governed by the clinic’s approved privacy and retention controls.

RECORD CHECK BEFORE MEDIA IS LINKED

1 · Purpose recorded 2 · Consent captured 3 · Access defined 4 · Retention set

Scoped integration option

New camera, recording, teleconsultation or API integrations are optional, subject to vendor interface validation and privacy / retention controls. Third-party video service fees are not included by implication.

Front desk flow and clinical care are connected, not merged

The clinic can coordinate arrival, queue and checkout while preserving the distinction between care documentation and financial processing. This separation makes the daily handoff inspectable.

PATIENT-FACING OPERATIONS

Reception
Creates or updates the appointment, confirms identity, records arrival and manages a waiting state.

Nursing and queue
Records authorised observations, triage or room-ready status and keeps the queue visible to the assigned care team.

Encounter
The clinician reviews the encounter, documents care, links relevant attachments and performs professional sign-off.

FINANCIAL HANDOFF

Authorised status
After the agreed clinical or reception workflow, charges, invoice references, receipts and payment status can be handed to accounting.

Restricted record view
The accountant works from the financial handoff. The detailed history, diagnosis, treatment plan, prescription and attachments are not the default financial work surface.

Reports and audits
Transaction audits and PDF / Excel reports can be prepared from authorised operational and financial fields, with roles and filters clear to the reviewer.

A practical queue surface

Booked
Appointment time and assigned service

Arrived
Identity and check-in state

In care
Authorised clinical queue status

Handoff
Checkout or financial status

No silent clinical release
Queue movement, invoicing or receipt activity does not approve a clinical record. Clinical approval remains the qualified clinician’s responsibility.

A device is an input route, not an autonomous clinician

Measurement devices, vendor exports and media sources are assessed as interfaces. Actual device model, firmware, interface rights and data mapping should be tested before the clinic commits to the route.

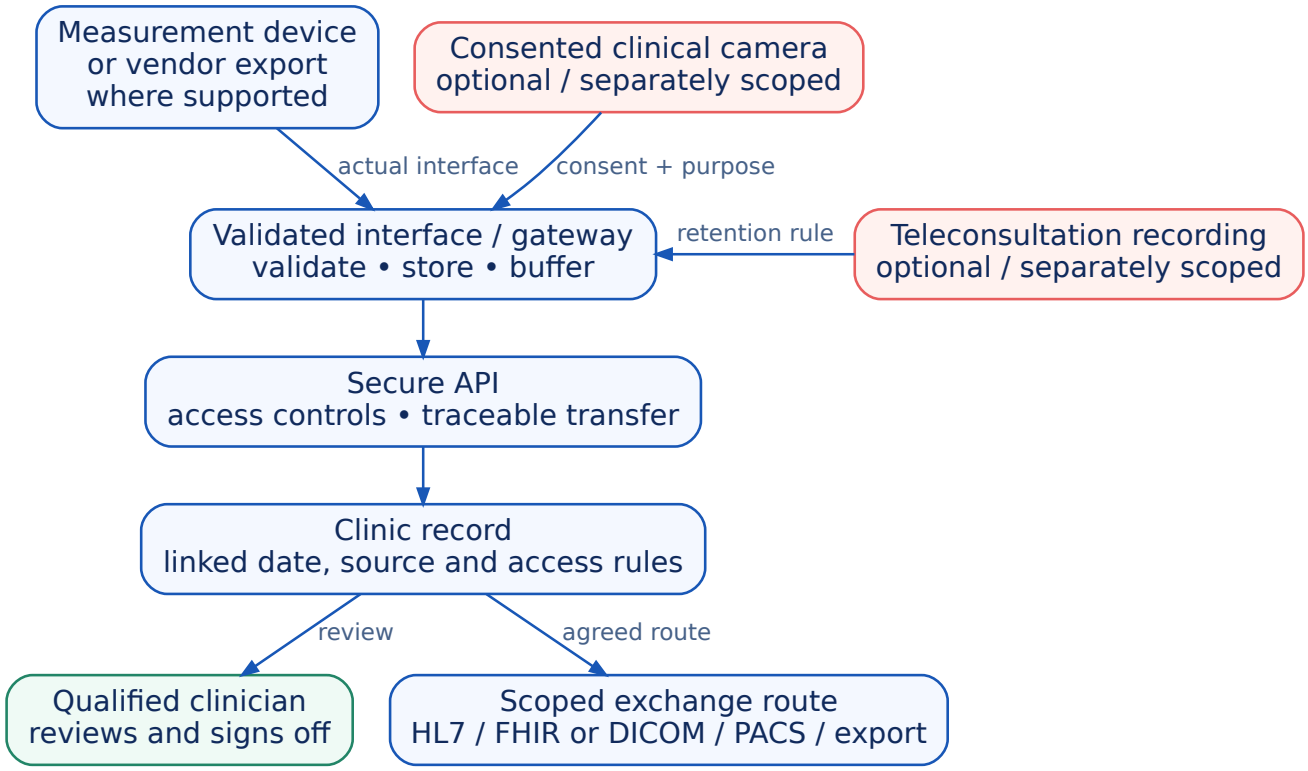

Device and consented-media exchange route. Directional arrows show validation before the clinic record and qualified clinician review before any professional sign-off.

What the interface layer does

A local gateway or vendor interface can validate, store, deduplicate or buffer data where the supported device route provides those capabilities. It is not a promise of offline operation for every device.

What a scoped route can be

HL7 / FHIR exchange and DICOM / PACS / export are possible interface routes. They are separately scoped; naming a protocol is not a certification, version claim or universal support promise.

Clinical responsibility remains visible

Readings and imported images can be attached to the encounter only within validated mappings and access rules. A qualified clinician reviews the clinical record; the software does not autonomously approve a diagnosis or release.

Choose the access pattern; test the recovery path

A clinic’s location, branch model and vendor interfaces shape how authorised staff reach patient files. The deployment conversation should examine connectivity, isolation and restoration as carefully as the screen design.

Clinic LAN / HTTPS

Local network use and secure HTTPS access can be planned for appropriate roles. Connectivity must be tested against the clinic’s own network and branch conditions.

Mobile workflows

Mobile access can support contracted workflows such as schedule, queue or authorised follow-up review. Scope determines which records, roles and actions are available.

Online, on-prem or hybrid

Patient files may be planned for an online, on-premises or hybrid deployment model, subject to agreed infrastructure, access and operational requirements.

SECURE CLINIC FILES

Organisation or tenant isolation, role controls and MFA for sensitive users can be configured within the agreed deployment. Encryption, protected audits, retention and access-control requirements should be accepted before production use.

Backup / restore

Encrypted backup and restore testing are part of operational resilience. A buyer should confirm ownership, schedule, restoration evidence and fault-monitoring responsibilities in writing.

Deployment acceptance questions

Connectivity	LAN, HTTPS, branch path and supported local buffering	**Roles**	Mobile and browser actions assigned by contracted scope
Interfaces	Vendor model, firmware, rights and mapping tested	**Resilience**	Backup, restore test, alerts and operational owner agreed

Reports answer operational questions, not invented outcomes

Dashboard and report views can use filters and role-based visibility to show the state of clinic work. They are designed to expose review points and workload, not to imply financial or clinical performance results that have not been measured.

Appointments and queue

Show booked, arrived, waiting or in-care states. Filter by date, practitioner, specialty, branch or service. Used by reception and supervisors.

Record completion

Show encounters awaiting documentation or professional sign-off. Filter by specialty, clinician, author, date and status. Used by authorised clinical leads.

Follow-up and attachments

Show planned follow-up, dated documents or linked attachments by time range and specialist context. Used by authorised care teams.

Financial handoff status

Show invoice, receipt or payment status by period, branch or service. Used by authorised accounting roles without displaying full clinical content.

TRACEABLE AMENDMENT PATH

Original recordnretained → Reasonednamendment → Author, rolenand time → Audit andnreview context

A correction is not a replacement

Original records, transaction events and amendments should remain distinguishable. The operational report can surface a correction state, while the clinical reviewer sees the reason and traceable history.

Premium value is in the integrity of the clinic system

USD 6,900 is the published software-only price. The rationale is qualitative: a clinic buyer is evaluating specialised record design, privacy boundaries, workflow dependability and disciplined validation—not a generic set of screens or invented savings claims.

Specialty record engineering

Eight specialty templates must still resolve into one patient identity, many encounters, attachments, amendment history and a clear professional sign-off point.

Privacy and role boundaries

Reception, nursing, qualified clinician and accountant work surfaces need deliberate field, record and handoff boundaries rather than one undifferentiated chart.

Workflow resilience

Appointments, queue states, encounter documentation, checkout and financial status are distinct states that need traceability across daily clinic work.

Device and integration validation

The value includes a disciplined route for vendor interfaces, consented clinical media, mapping and recovery acceptance—without claiming every device or service is supported.

WHAT A BUYER SHOULD TEST

- Can each specialty encounter keep its own author, attachment set and sign-off while remaining under one patient identity?
- Does a correction retain the original record, reason, role and time context rather than silently overwriting?
- Can a restricted role work the queue or invoice handoff without receiving a full clinical narrative?
- Can the agreed device, export, image or teleconsultation route be validated before purchase and accepted after testing?

Price boundary

The USD 6,900 price is software-only. Optional modules, customisation, installation, device integrations and service integrations have separately agreed scope and price. Hardware, dongles and third-party services are not included by implication.

Scope stays clear at the point of purchase

Commercial terms

Medical Clinic & Specialty Management is software-only at **USD 6,900**. Genius4U does not sell or supply any hardware or licensing dongles. A compatible **PHYSICAL licensing dongle** is required, **NOT a software activation key**; customer/reseller secures it independently. Optional modules, customisation, installation, device or service integrations have separately agreed scope and price. Licence duration, installations, support and tax are confirmed in written agreement. Third-party camera, VMS, PACS or video service fees are not included by implication.

All sales and payment arrangements are through WhatsApp only: +1 872 282 1722. No checkout or card-information forms are used. Agents worldwide are welcome with written terms; no automatic exclusivity applies.

Technical route references

HL7 describes FHIR as a standard for exchanging healthcare information electronically. In this dossier it is named only as a possible separately scoped exchange route—not as a claimed implementation, certification or protocol version.
HL7 FHIR Overview

DICOM describes the international standard for medical images and related information. In this dossier DICOM / PACS / export is an interface route that requires vendor compatibility and agreed scope.
DICOM — About

No universal compatibility claim
Actual device model, firmware, vendor interface, mapping and interface rights must be tested before purchase.

OWNER-SCOPE REMINDER
Qualified clinicians approve clinical records. No autonomous diagnosis, automatic clinical release, universal hardware support or included optional camera / recording integration is claimed in this brochure.

Icon attribution and permission notice: Lucide Icons © 2026 Lucide Icons and Contributors, ISC License. Permission to use, copy, modify, and/or distribute this software for any purpose with or without fee is granted, provided that this copyright notice and this permission notice appear in all copies. THE SOFTWARE IS PROVIDED “AS IS” AND THE AUTHOR DISCLAIMS ALL WARRANTIES. Some used icons are derived from Feather: Copyright © 2013-present Cole Bemis, MIT License. Permission is hereby granted, free of charge, to any person obtaining a copy of the Software to deal in the Software without restriction, including rights to use, copy, modify, merge, publish, distribute, sublicense, and/or sell copies, subject to inclusion of this copyright notice and permission notice. THE SOFTWARE IS PROVIDED “AS IS”, WITHOUT WARRANTY OF ANY KIND.