SPECIMEN-TO-RESULT CONTROL

Laboratory & Analysis Management

A traceable operational route from order and accession to qualified human release.

Laboratory & Analysis Management maintains the working record around an ordered test: patient/order context, unique specimen identity, collection and handover evidence, compatible analyzer worklists, raw measurements, quality controls, escalation and specialist approval. It supports laboratories that need disciplined information flow without presenting software as clinical interpretation.

Designed for reception, collection, technical review, quality control, specialists and authorised report distribution. English/Arabic RTL options, multi-company or branch operation, role-separated accounts and web/mobile access are scoped to the written agreement.

PROFESSIONAL EDITION

USD

12,900

Software-only price. The technical value lies in controlled records, instrument validation, QC review and human release—not in a generic results screen.

UNIQUE ACCESSION / SPECIMEN ID



LIS-ORD-2407 · identity stays linked to status and audit history

Every specimen carries a route, not just a status.

The accession record binds request context to collection, reception and analysis events. Each transition identifies what moved, who acted, when it happened and why the next stage may proceed.

FORMAL CONTROL ROUTE

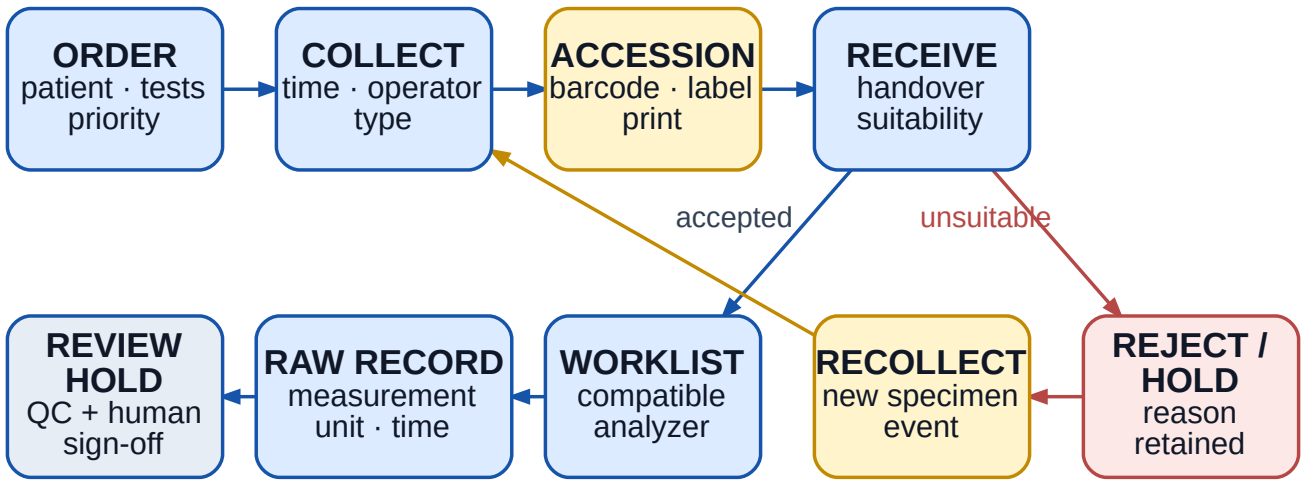

Diagram 1. The acceptance route preserves a separate rejection and recollection branch. A new specimen is not a silent overwrite of a failed specimen.

Order context

Patient identity, requested tests, sample type, priority and approved laboratory policy anchor the request. The order view gives reception staff a practical match target.

Custody events

Collection time, collector/operator, handover, reception time and scanning point become dated events. The route makes gaps visible rather than inferring them.

Disposition control

Accepted, held, rejected, recollection requested, in-analysis, reviewed and released states show the next authorised action.

Barcode identity that survives the bench.

Accessioning gives a physical tube or container a governed digital identity. The label, scanner event and suitability decision become operational evidence—not a decorative barcode.

SPECIMEN CARD / ACCESSION

LIS-ORD-2407



ORDER
Requested test list + priority

SPECIMEN
Type / container / collection time

COLLECTED BY
Operator account + location

RECEIVED
Scanner event + receiving user

SUITABILITY
Accepted, hold or rejection reason

STATUS
Current operational state

A tube-label printer and 2D scanner can be used through tested device adapters. Hardware is independently sourced; actual model, firmware and interface rights must be checked before purchase.

1. **Match** — Scan the accession and compare patient/order fields before accepting the specimen.
2. **Check** — Record collection time, container, identity and suitability under approved laboratory policy.
3. **Reject or hold** — Record a reason for unsuitable, unlabelled, mismatched or compromised specimens; do not erase the event.
4. **Recollect** — Issue a tracked recollection request. The next collected item receives its own specimen event and barcode.

RECEPTION OUTPUT

An accepted accession becomes an eligible worklist item. A rejected or held item remains visible to the order route and cannot be treated as analytical input.

IDENTITY
Unique IDs associate patient/order details with the specimen record and output report.

TIME
Collection, reception and action times allow a laboratory to reconstruct custody.

REASON
Reasoned corrections and rejections remain audited rather than overwriting the original event.

Map the analyzer before you map the result.

Chemistry, CBC/haematology and hormone workflows need an explicit mapping between the requested test, analyzer code, unit, reference interval, flags and destination record. The software does not make a device universally compatible or interpret a result clinically.

Chemistry

Map test identifier, specimen type, analyzer method/ code, expected unit, flags and approved reference interval before production routing.

CBC / haematology

Link worklist and raw measurement fields to instrument output only after documented interface and result mapping validation.

Hormone / immunoassay

Control assays, ranges and output fields as approved laboratory configuration; retain the original device/time/ operator context.

MAPPING RECORD — APPROVE BEFORE PRODUCTION

REQUESTED TEST → WORKLIST

Local test code ↔ analyzer route · laboratory configuration · eligibility output

RESULT MAPPING → REVIEW

Raw value + unit + flags · technical reviewer · review record

REFERENCE INTERVAL → REPORT

Approved local interval · qualified authority · report context

INTERFACE PROFILE → ACCEPTANCE

Device model / firmware / rights · implementation team · acceptance evidence

COMPATIBLE ROUTES, NOT UNIVERSAL CLAIMS

Actual analyzer support may be built through HL7 v2/LIS messages, ASTM routes or vendor protocol/SDK where the device exposes a usable interface. HL7 identifies V2 as messaging for clinical data exchange; ASTM E1381 describes message transmission between clinical instruments and computer systems. These are integration routes only. Validate the device interface in writing and test it before purchase.

RAW FIRST

Store the result context. Raw measurement, unit, device, operator and time are retained with review actions. The system does not autonomously diagnose or release a clinical report.

A review hold is a deliberate control surface.

The result record can be technically complete and still remain unavailable for issue. Quality control and review flags establish why a result is held, what evidence is attached and which qualified person may release it.

QC-TO-SPECIALIST RELEASE BRANCH

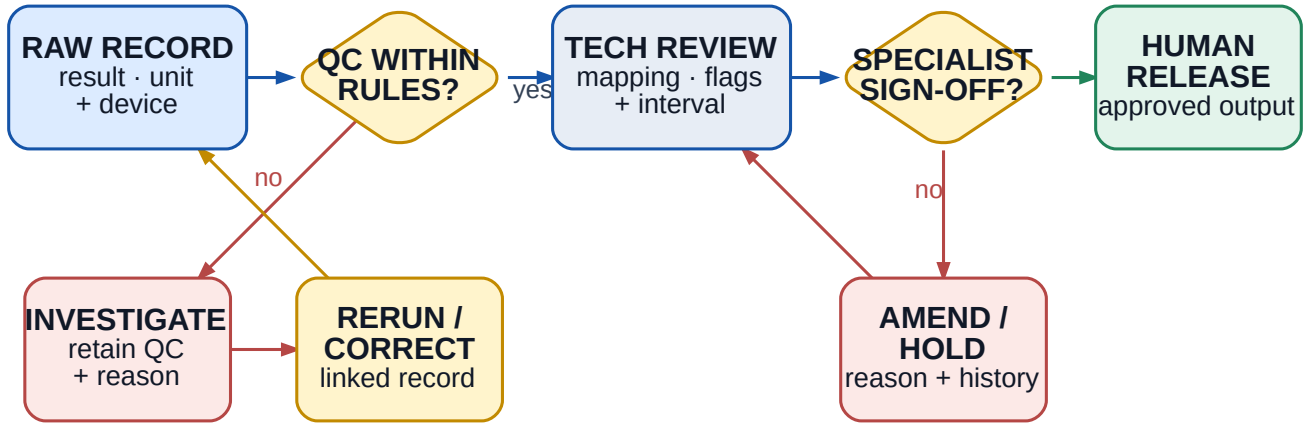

Diagram 2. A failed QC decision routes to documented investigation and linked repetition. Only a qualified human specialist approval may move the report to release.

QC evidence

Control outcomes, analytical system checks and review notes are linked to the run or result under laboratory rules.

Release lock

Results requiring review stay on hold. Technical completion never substitutes for specialist sign-off.

Revision trail

A correction, repeat or amendment retains prior history and a reasoned action path.

CONTROL QUESTION

What caused the hold? The record should show the trigger, the authority reviewing it, the evidence consulted and the next authorised status. This makes a hold operationally useful rather than a dead-end alert.

Escalate the communication. Record the proof.

Critical-result handling is a documented communication workflow. Laboratory policy defines thresholds, recipients and time expectations; the system records the event and its acknowledgement without making the clinical decision or automatic report release.

CRITICAL EVENT ROUTE

Flag against approved policy

The critical indicator can prompt an authorised workflow. It does not infer a diagnosis or replace the responsibility of qualified staff.

STATUS EXAMPLES

Flagged → assigned → contact attempted → communicated → acknowledged → review / release

1. Detect and retain — Store the critical flag with result, unit, analyzer/device context, rule or policy source and event time.

2. Assign authorised action — Direct the escalation task to the role defined by laboratory policy; show who accepted responsibility.

3. Record communication — Capture intended recipient, method, contact time, staff member, acknowledgment or failed attempt, and any relevant note.

4. Preserve release control — Communication evidence does not bypass review. A qualified specialist still signs off before a held result can issue.

RECORDED COMMUNICATION FIELDS

Critical reason • recipient/role • contact channel • time initiated • time reached • receiver/ acknowledgment • staff operator • exception note. The record supports a later reconstruction of the communication path.

BOUNDARY

No autonomous clinical action. Alerts are configurable business/workflow controls. Critical interpretation, recipient policy and report release remain with qualified people under laboratory policy.

OUTPUT

A controlled escalation log can be filtered by test, time window, status, branch, responsible role or unresolved communication state, then exported only by authorised users.

Release is an authored decision, not a screen event.

The result workspace brings raw context, mapping, quality checks, flags and prior actions into one review surface. It supports a specialist’s accountable release decision; it does not automate clinical interpretation.

SPECIALIST REVIEW DESK

Result / review record

ANALYTICAL CONTEXT
Raw measurement, unit, device, operator, time

QUALITY CONTEXT
QC/review state, flags, linked evidence

REPORT CONTEXT
Approved interval, report status, recipient controls

ACTION CONTEXT
Sign-off identity, time, amendment/reason history

Release action: available only to the qualified role configured for sign-off after required review conditions are met.

AMENDMENT TIMELINE

01 ORIGINAL RELEASE
Released report and approving identity remain historical record.

02 AMENDMENT REQUEST
Reason, initiator and affected result/report context are captured.

03 REVIEW + REISSUE
New approval/release event links to earlier history rather than replacing it.

Immutable trail

Original result, correction reason, author, time and later action stay visible in a protected audit route.

Role boundaries

Reception, technical review and specialist release can be separated so access follows the operational responsibility.

Controlled issue

Authorised PDF/ Excel reporting and API output follow the approved result state and permissions.

PROTECTED RECORDS

Transaction audits, encrypted backup/restore and retention/access controls support record integrity. Buyer acceptance should include restore testing and a review of who can amend, approve, release and export.

Connect the instrument route without making it invisible.

The integration architecture distinguishes physical device contact, local validation/buffering, authenticated exchange and central review rules. It gives IT and laboratory teams a concrete validation target rather than promising every instrument or every device can work offline.

ANALYZER / GATEWAY / CENTRAL LAB TOPOLOGY

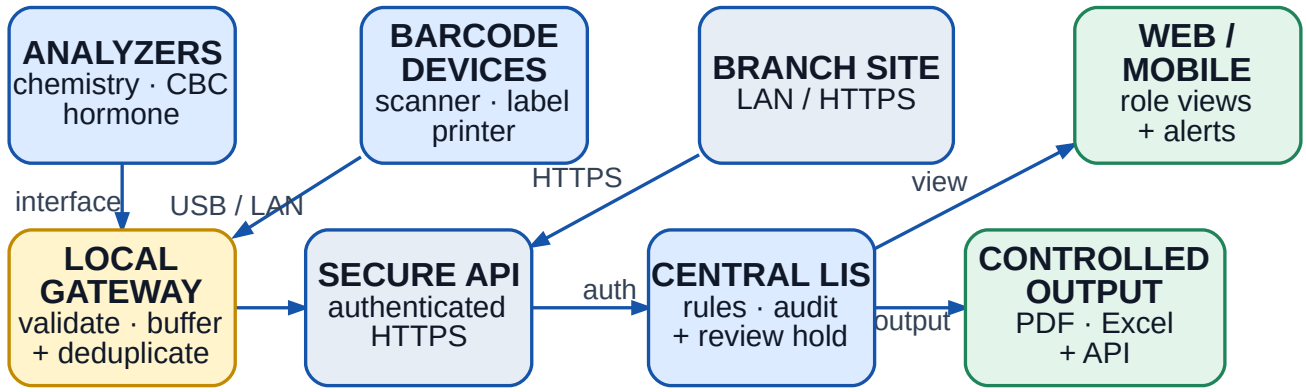

Diagram 3. The local gateway is a bounded adapter layer: it may validate, store, deduplicate and buffer compatible traffic before a secure API handoff. It is not a blanket guarantee of offline operation on every device.

LAN or HTTPS

Within a facility, local network routes can be evaluated; remote/ branch access can use HTTPS under policy. Access methods, authentication and network responsibility are confirmed in scope.

Local gateway

Where a compatible device route supports it, the gateway can queue and reconcile records on reconnection while retaining an audit trail of the transfer.

Secure service layer

Role-separated dashboard/mobile workflows, secure API, MFA for sensitive users where configured, encryption and protected audits support controlled access.

IMPLEMENTATION CHECKLIST

Confirm analyzer model and firmware; obtain vendor interface rights; map test/unit/range fields; test duplicate handling and reconnection; validate backup/restore; document user roles and branch/tenant separation. Hardware and adapters are sourced independently.

MOBILE BOUNDARY

Mobile access is a contracted workflow channel, not a promise that all instrument functions or offline actions are available on every device.

Keep incident evidence separate from analytical truth.

The primary laboratory record is the specimen, analyzer/raw measurement, quality and review trail. An optional, authorised specimen-bench incident evidence connection is a separate purpose-bound route—not continuous patient surveillance and not a substitute for analytical evidence.

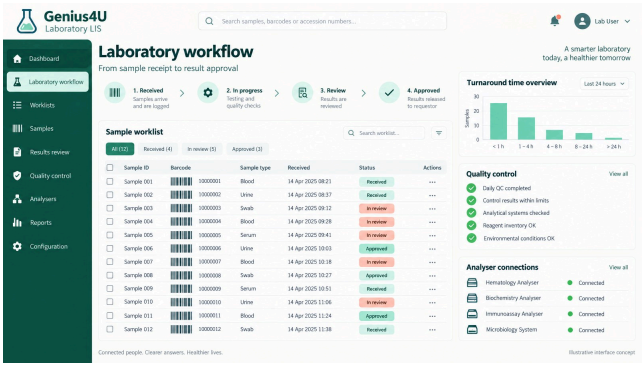

Program interface design

Scoped integration option — An authorised VMS/ONVIF incident evidence link at the specimen bench may be separately agreed after vendor interface, privacy, access and retention review.

Separate evidence store — Purpose, access role, retention rule and event linkage must be controlled separately from patient results and raw analyzer records.

No blanket monitoring — Do not use this route for unrelated continuous patient surveillance, facial recognition, employee scoring or automatic clinical action.

Operational dashboard

Filter workload, receipt/review/release states, QC holds and analyzer/interface exceptions by time, branch, test or status—without fabricating performance statistics.

Authorised export

PDF/Excel reports and approved API output can be scoped with role access, filters and transaction audit evidence.

Record boundary

Raw measurements remain the primary analytical record. Connected media, if used, is a separately controlled incident-evidence attachment.

The price is for control engineering across the release path.

USD 12,900 is the published software-only professional-edition price. It is not a claim about quantified savings, clinical outcomes or bundled hardware. Its qualitative rationale is the depth of workflow and record-integrity engineering required before a laboratory should trust a result route.

Traceability engineering

Model a unique order/specimen route with collection, reception, handover, rejection and recollection events so custody can be reconstructed without erasing exceptions.

Instrument validation

Translate actual analyzer interfaces into tested mappings for test codes, units, flags, intervals, worklists and raw-result context. Interface support is validated, not assumed.

QC & review controls

Build status holds, linked QC evidence, critical escalation records, role separation and specialist approval so completion cannot masquerade as authorisation.

Release & amendment integrity

Maintain a human sign-off, controlled output, reasoned correction and amendment history with protected audit, backup/restore and access controls.

WHAT A BUYER SHOULD TEST

Walk a specimen from order to rejected/recollected accession; validate a chemistry/CBC/hormone mapping against an actual available interface; force a QC hold; record a critical communication; require specialist release; amend a released report; disconnect and reconnect a supported gateway route; and test backup/restore.

PUBLISHED SOFTWARE-ONLY PRICE

USD 12,900

Optional modules, customisation, installation and device/service integrations are separately scoped and priced.

EVALUATION LENS

A premium laboratory system should be evaluated against its control points: what is retained, what is held, who may act, how exceptions travel and how a later reviewer can trace the released report back to raw analytical context.

Professional edition — commercial and technical boundaries.

EXACT COMMERCIAL TERMS

Price: USD 12,900, software-only. Genius4U does not sell or supply any hardware or licensing dongles. A compatible **PHYSICAL licensing dongle** is required; it is **not a software activation key**, and the customer/reseller secures it independently.

Optional modules, customisation, installation, device integrations and service integrations have separately agreed scope and price. Licence duration, installations, support and tax are confirmed in a written agreement; no indefinite, unlimited or all-included term is implied.

All sales and payment arrangements are through WhatsApp +1 872 282 1722 only. There is no checkout or card-information form. Worldwide agents are welcome with written terms and no automatic exclusivity. Third-party camera, VMS, PACS or video service fees are not included by implication.

TECHNICAL REFERENCES

HL7 INTERNATIONAL — V2 PRODUCT SUITE

HL7 describes Version 2.x as messaging that enables exchange of clinical data between systems. In this prospectus, HL7 v2 is a possible integration route only. Official source

ASTM INTERNATIONAL — E1381-95

ASTM E1381 describes digital information transmission between clinical laboratory instruments and computer systems. Actual support depends on the vendor interface, rights, mapping and acceptance test. Official source

References inform interface evaluation; they are not claims of certification, regulatory approval or universal compatibility.

SCOPE REMINDER

No autonomous medical interpretation, automatic clinical report release or unqualified clinical action. Sensitive medical actions remain with qualified people.

INTEGRATION REMINDER

HL7 v2/LIS/ASTM/vendor protocol/SDK, local gateway, mobile, camera/VMS and video connections are confirmed only in separate written scope.

HARDWARE REMINDER

Tube-label printers, 2D scanners and analyzers are compatible only after actual interface validation and are independently sourced.

ICON ATTRIBUTION / PERMISSION NOTICE

Lucide Icons and Contributors © 2026, ISC License: permission to use, copy, modify and/or distribute for any purpose with or without fee is granted provided the copyright notice and permission notice appear in all copies; provided “AS IS”. Database and server icons derive from Feather © 2013–present Cole Bemis, MIT License: permission is granted, free of charge, to use, copy, modify, merge, publish, distribute, sublicense and/or sell copies, subject to including the copyright and permission notice; provided “AS IS”.